

# USE WHAT THE PROS USE!

**KING INDUSTRIAL**

Spring & Summer **\$40 SAVINGS** 2017

If you missed an episode of Holmes+Holmes, watch it on the HGTV Canada website:



## 14" WOOD CUTTING BANDSAW WITH RIP FENCE AND RESAW GUIDE

- KC-1433FXR**
- 10 amp. motor
  - 14" x 14" cast iron table
  - 3 speeds (735-1470-2350 FPM)
  - Miter gauge
  - Dust chute
  - Hinged doors

**BONUS RIP FENCE SYSTEM WITH RESAW GUIDE RF-1433R**  
With the purchase of # KC-1433FXR



**\$99.99**

**\*\$699.**  
After \$40.00 mail-in rebate  
\* Sale price \$739.00 Taxes payable on price before rebate



## WOOD LATHE SAFETY GUARD KWL-160G

**NEW**



**\$299.**

## 16" x 43" WOOD LATHE WITH ELECTRONIC VARIABLE SPEED KWL-1643ABC

- Powerful 2 HP, 220V, 3 phase motor with 110V, single phase input power converter
- Electronic inverter controls the variable speed range from 45 - 3,750 RPM
- 36 x 10° indexing positions
- Comes complete with 6" face plate, 14" tool rest with offset and base, MT#2 headstock spur and tailstock live

**NEW**

**1-1/4" x 8 TPI WOOD LATHE CHUCK ADAPTOR KW-200**  
• Adapts to 1" x 8 TPI wood lathe chuck  
Fits models KWL-1643ABC **\$29.99**

**4 JAW /4" WOOD LATHE CHUCK KW-100**  
Fits models KWL-1016C, KWL-1218VS & KWL-1443VS **\$115.**

## 12" RADIAL ARM SAW KC-12RAS (220V, 1 PHASE)

- Powerful 2 HP, 220V single phase motor
- Industrial rated radial arm saw has the versatility to crosscut, bevel cut, miter cut, and swivel to a rip position to cut down panels precisely and accurately
- Precision indexing with positive stops at 22.5°, 45° and 90° for accurate bevel cuts
- Two 4" Dust chute for dust collector hook-up
  - Includes 12" negative rake blade, blade arbor, laser guide attachment, adjustment wrenches and hex. keys



**NEW**

**\$3499.**

### 93" WOOD CUTTING BANDSAW BLADES


Model	Length	Width	TPI	Thickness	Price
KBB-1418-14	93"	1/8"	14	.025"	\$19.99
KBB-1414-6	93"	1/4"	6	.025"	\$19.99
KBB-1436-10	93"	3/16"	10	.025"	\$19.99
KBB-1438-6	93"	3/8"	6	.025"	\$19.99
KBB-1412-6	93"	1/2"	6	.025"	\$19.99
KBB-1412-8	93"	1/2"	8	.025"	\$19.99
KBB-1434-4	93"	3/4"	4	.025"	\$19.99

### RISER BLOCK KIT 105" RISER BLOCK BLADES

**KW-049**  
Comes complete with a 105" blade **\$89.99**

Model	Width	TPI	Thickness	Price
KBB-10514-6	1/4"	6	.025"	\$24.99
KBB-10538-6	3/8"	6	.025"	\$24.99
KBB-10512-4	1/2"	4	.025"	\$24.99

### NEOPRENE WHEEL PROTECTOR FOR 14" WOOD BANDSAWS KW-094 **\$19.99**



### 1200 CFM DUST COLLECTOR KC-3105C

- 1200 CFM air suction capacity
- Comes with wheel castors for portability

### 1200 CFM DUST COLLECTOR WITH CANISTER FILTER KC-3105C/KDCF-3500

- Noise level reading at 36": 66-77 Db
- Static pressure (inch of water): 9.5
- Dust port opening: 2 x 4" / 1 x 6"



**1 Micron felt upper bag**

**1 Micron Canister filters**

12 Amp. @ 110V  
6 Amp. @ 220V

1.5 HP  
12 Amp. @ 110V  
6 Amp. @ 220V

**\$429.99**

**\$599.99**

### 10" CABINET SAWS WITH RIVING KNIFE BLADE GUARD SYSTEM

- Table has "T" slots for miter gauge and beveled front edge
- Comes with riving knife, industrial "Tru-Rip" T-square rip fence system for precision cuts, miter gauge, standard and dado inserts
- Large 8" diameter chromed

### KC-10JCS/J30 30" RIP

**\*\$1459.**  
After \$40.00 mail-in rebate  
\* Sale price \$1499.00 Taxes payable on price before rebate

### KC-10JCS/J52 52" RIP

**\*\$1499.**  
After \$40.00 mail-in rebate  
\* Sale price \$1539.00 Taxes payable on price before rebate



2 HP  
(16 Amp @ 110V)  
(8 Amp @ 220V)

### EXCELSIOR OPTIONAL OVERARM BLADE COVER SYSTEM WITH DUST COLLECTOR



**XL-1014**  
Transparent blade cover with built-in dust collection to maximize **\$459.99**

### OPTIONAL Melamine Extension Table Kit EXT-5052 \$199.

Comes with 2 support legs  
Fits: KC-10JCS, KC-24FT & KC-26FT

### OPTIONAL TRU-RIP Industrial Rip Fence systems KRF-J30 30" RIP KRF-J52 52" RIP \$259. \$299.

### HEAVY-DUTY UNIVERSAL mobile base FOR TABLE SAWS KMB-1390X



**\$229.99**



## 50 FT. 5 SAMSUNG™ LED STRING LIGHT

### K-5018-5LED

- Temporary string lighting with 5 high intensity Samsung™ brand LED lights in 10 feet increments
- 50 foot 18 AWG /3 conductor grounded SJT power cord
- 2500 Lumens
- 75 linear feet of coverage at 10 feet in height
- Waterproof to IP44 standards



**\$99.99**

## 5 LAMP STRING LIGHT WITH METAL CAGES

### K-5012-5LST

- 5 molded light sockets in 10 feet increments
- Heavy-duty 12 AWG /3 conductor grounded SJTW cord
- Comes with linkable molded 15A male and female ends and metal lamp cages



**\$79.99**

## LED DUAL-HEAD WORKLIGHTS

- Quick release latch
- For indoor and outdoor use in dry locations



## LED WORK LIGHTS

**Cordless**  
10W Work light emits 1200 lumens

**\$49.99**

KC-1202LED-C

10W Work light emits 1200 lumens

**\$29.99**

KC-1201LED

20W work light emits 2400 lumens

**\$49.99**

KC-2401LED

30W work light emits 3600 lumens

**\$74.99**

KC-3601LED

## INFRARED DIGITAL THERMOMETER WITH LASER POINTER

K-550



**\$39.99**

## PORTABLE CEMENT MIXER

### KC-15CM-2

- 3.5 cubic feet drum capacity is designed to mix two 90 lbs bags of dry cement or mortar mix with water
- Enclosed 1/3 HP motor
- Belt driven motor and reduction gear drive

**1/3 HP**  
**3.5 CU. FT.**

**\$249.99**

## DRYWALL AND PANEL LIFT

### KDL-11

- Hangs drywall in sizes up to 4 ft. x 16 ft. on any ceiling or wall up to 11 ft. high
- Tripod foot brake keeps drywall lift in position during use
- Easy to assemble and disassemble, can be placed in car trunk

**\$179.99**



## 1/2" DRILLING & MIXING KIT

### KC-8316

- 0 - 600 RPM - 9 amp. motor
- Variable speed trigger with lock-on button
- Double gear reduction for added torque
- Rear D-handle rotates 360°
- Comes with 1/2" chuck, 3 galvanized mixing paddles (10mm hex. shank), wrench and sturdy carrying case



**\$119.99**

## JAMB & UNDERCUT SAW

### KC-8363

- The height of cut is adjustable from flush to 1" above the floor with 1/8" graduated scale
- The depth of cut is adjustable to suit a variety of material thicknesses from 0 - 1-1/4" with an adjustable fence
- Comes with a 40 tooth carbide tipped blade



**\$179.99**

## Replacement Carbide Blade

### KW-098

**\$29.99**



## HIGH FREQUENCY OSCILLATING MULTI-TOOL KITS & accessories

- High frequency oscillating action without kickback
- Each kit includes a sanding back-up pad with hook and loop backing, 24 sanding papers (60, 80 and 120 grit) with hook and loop backing, 35mm Tru-cut narrow offset saw blade, 52mm rigid offset



**30 PC**

(120V)  
8348VS **\$49.99**

KW-4801	KW-4802	KW-4803	KW-4804	KW-4805	KW-4806
\$12.99	\$12.99	\$17.99	\$17.99	\$17.99	\$12.99
KW-4808	KW-4810	KW-4811	KW-4812	KW-4813	KW-4815
\$6.99	\$6.99	\$6.99	\$6.99	\$6.99	\$6.99
KW-4816	KW-4817	KW-4818	KW-4819	KW-4820	KW-4821
\$6.99	\$6.99	\$11.99	\$6.99	\$11.99	\$11.99

## ALL WEATHER HEAVY-DUTY (40°C to 60°C) SINGLE-TAP EXTENSION CORDS 12/3

Model	Length	AWG	Color	\$
K-2512-1T-YE	25'	12/3	YELLOW	20.99
K-2512-1T-RD	25'	12/3	RED	20.99
K-2512-1T-OR	25'	12/3	ORANGE	20.99
• 15A 125V, 1675W For indoor and outdoor use • Ultra flexible / High visibility colors / Lighted ends				
K-5012-1T-YE	50'	12/3	YELLOW	39.99
K-5012-1T-RD	50'	12/3	RED	39.99
K-5012-1T-OR	50'	12/3	ORANGE	39.99
K-5012-1T-GN	50'	12/3	GREEN	39.99

## 2' TRIPLE-TAP EXTENSION CORD

K-212-3T-RD	2'	12/3	RED	9.99
-------------	----	------	-----	------

## WET-DRY VACUUMS

### 8520LP

- Double filtration system
- Comes complete with 6 ft. x 1-1/4" thread-on hose, 3 pc. plastic extension wand, 20L dust bag, foam filter, reusable filter, 10" floor sweep and crevice tool

**\$59.99**

### 8530LP

- Double filtration system
- Tank water drain
- Power cord wrap for 12 ft. power cord
- Comes complete with 6 ft. x 1-1/4" hose, 2 pc. plastic extension wand, 30L dust bag, cartridge filter, foam filter, reusable filter, 10" floor sweep and crevice tool

**\$79.99**

### 8540LST

- Double filtration system
- Tank water drain
- Power cord wrap for 12 ft. power cord
- Comes complete with 6 ft. x 1-1/4" hose, 2 pc. extension wand, 40L dust bag, cartridge filter, foam filter, reusable filter, 10" floor sweep and crevice tool

**\$149.99**

### 8560LST

- Double filtration system
- Tank water drain
- 18 ft. power cord with convenient power cord wrap posts
- Comes complete with 8 ft. x 2-1/2" flex hose, 2 pc. 2-1/2" extension wand, contoured handle with air control, cartridge filter, foam filter, 14" floor sweep with squeegee insert, gulper tool, crevice tool and hanging accessory storage bag

**\$239.99**

**2** 3.5 PEAK HP **5** 20 LITERS GALLON US

**5** PEAK HP **8** 30 LITERS GALLON US

**5** PEAK HP **10** 40 LITERS GALLON US

**6.5** PEAK HP **16** 60 LITERS GALLON US

## HEPA CARTRIDGE FILTERS

### KVAC-1145

Fits: 8520LP, 8530LP, 8531LP-B, 8540LST

**\$29.99**

### KVAC-1150

Fits: 8560LST

**\$29.99**



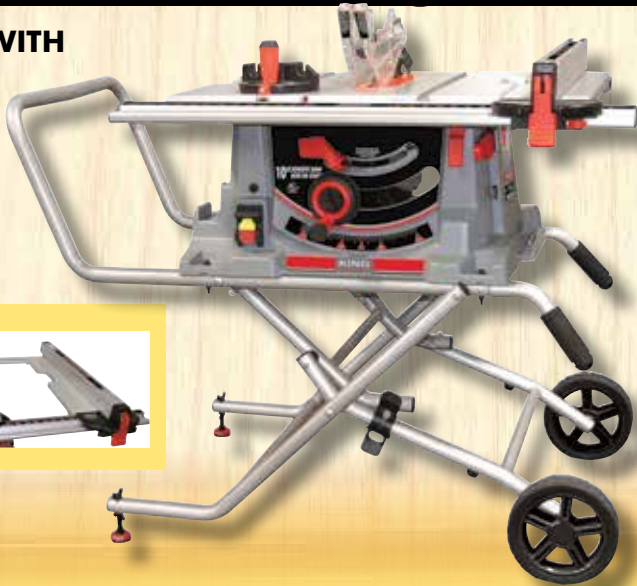


# TABLE SAWS & ACCESSORIES

## 10" JOBSITE SAW WITH FOLDING STAND

KC-5100C

- Blade tilts 0° to 45°
- Comes with 10" x 40 tooth blade, rip fence, miter gauge, Standard and Dado table inserts, push stick and wrenches



Extendable rails and table allowing up to 25" rip capacity



**\$349.99**

15 amp. motor  
4400 RPM

## 8" DADO BLADE SET

KSC-8000

- Carbide-Tipped 24 tooth ATB-R Dado blades
- Cuts grooves from 1/8" to 13/16" wide
- 5/8" Arbor, 7000 RPM max.
- Comes with 14 pc. Dado Shim Set



**\$89.99**

## TENONING JIG

K-1500  
Designed to fit cabinet saws and contractor saws



**\$109.99**

## 10" EXTREME CABINET SAWS WITH RIVING KNIFE BLADE GUARD SYSTEM

Comes with riving knife, industrial "Tru-Rip" T-square rip fence system for precision cuts, laminated melamine extension table, 2 sturdy adjustable supporting legs for extension table (KC-26FXT/i50/5052 only), cast iron miter gauge with adjustable aluminum fence and flip stop, standard and dado insert

**TRU-RIP**  
Industrial Rip Fence systems

LEESON TILT KC-26FXT/i30/30  
30" RIP

**\$2199.**

After \$40.00 mail-in rebate  
Sale price \$2239.00 Taxes payable on price before rebate

LEESON TILT KC-26FXT/i50/5052  
52" RIP

**\$2299.**

After \$40.00 mail-in rebate  
Sale price \$2339.00 Taxes payable on price before rebate



Powerful  
3 HP (220V)  
"LEESON" motor

## INDUSTRIAL ROUTER TABLE AND FENCE ATTACHMENT KRT-100



**\$569.**

## INDUSTRIAL SLIDING TABLE ATTACHMENT KST-101




**\$759.**

## 10" EXTREME CABINET SAW WITH RIVING KNIFE BLADE GUARD SYSTEM INCLUDING ROUTER TABLE AND SLIDING TABLE ATTACHMENTS

KC-26FXT/i30/DELUXE

- Model KC-26FXT shown here with router table attachment model KRT-100 and sliding table attachment model KST-101
- These router table and sliding table attachments fit most table saws having a 27" deep table



Powerful  
3 HP (220V)  
"LEESON" motor

## 30" INDUSTRIAL RIP FENCE SYSTEM KRF-i30



**\$349.**

## 50" INDUSTRIAL RIP FENCE SYSTEM KRF-i50



**\$399.**

LEESON TILT

**\$3459.**

After \$40.00 mail-in rebate  
Sale price \$3499.00 Taxes payable on price before rebate



## 1/2" HOLLOW CHISEL MORTISER WITH 4 PC. CHISEL SET

MA-1020

- Powerful 1/2 HP enclosed fan cooled ribbed body motor
- Gas head cylinder for smooth and controlled cuts
- Comes complete with 4 pc. 3/4" shank chisel and bit set (1/4", 5/16", 3/8" & 1/2"), 1/2" chuck and key, hold down and 4 hex. keys



**\$319.99**

## 13-SPINDLE LINE BORING MACHINE

KC-1300BM


- Powerful 1.5 HP 110V motor
- Designed for simultaneous multi-hole line boring or drilling, ideal for cabinet makers or shelving applications
- 13 spindles spaced 1-1/4" on centre, allowing drilling up to 13 evenly spaced holes
- Fully adjustable aluminum fence with work stops at each end to line up workpiece from the right or left to perform parallel boring patterns
- Indexing pins allow correct spindle alignment for resuming line boring operations in long workpieces



Adjustable height stop and depth stop



Adjustable fence work stops and extension work stops



Large  
31-1/2" x 15-3/4"  
melamine table top

STAND INCLUDED

**\$2499.**

## 5/8" HOLLOW CHISEL MORTISER WITH TILTING HEAD

MA-1050ST

- Powerful 3/4 HP
- Includes sleeve adaptors which accept 5/8" and 3/4" diameter chisel shanks
- Comes complete with mortising chisel and bit set (1/4", 5/16", 3/8" & 1/2"), 1/2" chuck and key, column mounted hold down, pair of 9 position table hold downs and

Head tilts from 0° to 30° to the right and left

**OPTIONAL STAND**

SS-1050ST



**\$99.99**

SLIDING WORK TABLE



**\$579.99**

## 1" HOLLOW CHISEL MORTISER WITH TILTING HEAD

MA-1075ST

- Powerful 1 HP 110V/220V dual voltage motor
- 1/4" to 1" chisel and bit capacity
- Large longitudinal and transversal 19" x 12-1/2" sliding table prevents unnecessary repositioning and reclamping of the workpiece
- Gas head cylinder for smooth and controlled cuts
- Rack and pinion gears move entire head for maximum leverage and positive feed control
- Adjustable depth and height stops
- Accept 5/8" and 3/4" diameter chisel shanks
- Includes chisel adaptor bushings which accept 5/8" and 3/4" diameter chisel shanks
- Comes complete with mortising chisel and bit set (1/4", 3/8", 1/2" & 3/4"), chisel adaptor bushings, 1/2" chuck and key

**OPTIONAL STAND**

SS-1075ST



**\$349.**

Table height from floor becomes 32"



Head tilts from 0° to 30° to the right and left for angle mortise cuts

**\$1549.**





**15" DRILL PRESS with DUAL LASER GUIDE SYSTEM**

**KC-117FN**

- 7.5 amp. motor
- Spindle taper MT #2
- 16 speed (220-3600 spindle RPM)
- 3-1/8" stroke
- 5/8" chuck

**\$479.**



**17" DRILL PRESS**

**KC-118FC**

- 12.5 amp. motor
- 16 speeds (240-3400 RPM)
- 17" swing
- 3 1/4" stroke
- 5/8" chuck

**\$599.**



**17" DRILL PRESS with SAFETY GUARD & LIMIT SWITCH**

**KC-118FC-(LS)**

- 12.5 amp. motor
- 16 speeds (240-3400 RPM)
- 17" swing
- 3 1/4" stroke
- 5/8" chuck

**\$699.**

**MA-511**

- Kit comes with chisel holder, holddown arms, holddown bracket, fence, ring bushing adaptors, 4 pc. 1/2" shank mortising chisels & bits and carrying case

**\$99.99**

**Drill Press VISES**

KPV-3 **\$15.99**

KPV-4 **\$19.99**

KPV-5 **\$29.99**

KPV-6 **\$39.99**



**Cross slide VISES**

Makes lateral or longitudinal adjustments simple

KCV-4N **\$59.99**

KCV-5N **\$79.99**

KCV-6N **\$99.99**



**17" LONG STROKE DRILL PRESS with SAFETY GUARD**

**KC-119FC-LS**

- Motor: 12.5 amp. @ 110V, 6.25 amp. @ 220V,
- 12 speeds (255-2750 RPM)
- 16 15/16" swing
- 6" stroke
- 3/4" chuck

**\$899.**



**22" DRILL PRESS**

**KC-122FC**

- 12.5 amp. motor
- 1 1/4" capacity
- Spindle taper MT #4
- 12 speeds (180-4200 RPM)
- 4 3/4" stroke
- 3/4" chuck

**\$999.**



**22" DRILL PRESS with SAFETY GUARD & LIMIT SWITCH**

**KC-122FC-(LS)**

- 12.5 amp. motor
- 1 1/4" capacity
- Spindle taper MT #4
- 12 speeds (180-4200 RPM)
- 4 3/4" stroke
- 3/4" chuck

**\$1099.**



# PLANERS

## 13" PLANER / MOULDER

KC-235PM

- Powerful 1.5 HP motor
- Double drive belt system
- Table raises and lowers on four precision ground columns
- Comes complete with stand, planing knives, setting gauge and 4" dust chute for dust collector hook-up
- 6 1/8" max. planing / moulding thickness

**\$1399.**



STAND INCLUDED

## 10 PC. MOULDING KNIFE SET

K-4509K

**ALSO AVAILABLE:**  
20 INDIVIDUAL MOULDING KNIFE SETS

**\$199.**

## H.S.S. PLANER KNIVES

13"	15"	20"
KKC-13PM	KKC-15	KKC-20
Fits: KC-235PM		
<b>\$54.99</b>	<b>\$79.99</b>	<b>\$109.99</b>

## 7" INDUSTRIAL PLANER/MOULDER

KC-240M

- Powerful 2 HP, 220V motor
- Magnetic safety switch
- 4" Dust chute for dust collector hook-up
- Includes adjustable guide fence system for moulding, elliptical jig assembly, adjustment wrenches and hex. keys

2 knife jack screw style cutterhead



Includes adjustable guide fence system



Includes elliptical jig kit



**NEW**



**\$2199.**

## 15" PLANER

KC-385FX

- 3 HP motor
- 8" max planing thickness
- Includes cabinet stand, planing knives, knife setting gauge and 4" dust collector outlet



**\*\$1699.**

After \$40.00 mail-in rebate  
Sale price \$1739.00 Taxes payable on price before rebate

BUILT-IN MOBILE BASE



## 15" PLANER

KC-382CFX

- 3 HP motor
- 6" max planing thickness
- 2 speed autofeed
- Includes cabinet stand, planing knife, setting gauge and 4" dust collector outlet



**\*\$1499.**

After \$40.00 mail-in rebate  
Sale price \$1539.00 Taxes payable on price before rebate

BUILT-IN MOBILE BASE



## 20" HEAVY-DUTY PLANER

KC-520C

- 3 HP (220V) motor
- 104-83 cuts per inch
- 2 speeds (16-20 FPM)
- 4 knife cutterhead
- 8" max. planing thickness



**\$2599.**

BUILT-IN MOBILE BASE



## EXTENDABLE & FLEXIBLE CONVEYOR ROLLER TABLE

KRRS-109

- Extends from 19" to 52"
- Raises from 24" to 39"
- 300 Lbs. max. capacity



**\$259.99**

## FOLDING ROLLER STAND KRS-102

- Stand height is adjustable from 27" to 44"
- 11-3/4" Roller width
- Folds flat for storage



**\$21.99**

## 3 in 1 FOLDING ROLLER STAND KRS-108

- Easily change from a roller, omni-directional or a flat support
- Stand height is adjustable from 27" to 44"
- 11-3/4" Roller width
- Folds flat for storage



**\$29.99**

## PLANERS with SPIRAL CUTTERHEAD

### 15" PLANER WITH SPIRAL CUTTERHEAD

KC-390FX

- Powerful 3 HP motor
- A spiral cutterhead makes 50% less noise than a conventional cutterhead
- Anti-kickback fingers in front of the infeed roller to prevent wood kickback
- Magnetic safety switch
- Comes complete with cabinet stand and 4" dust collector outlet

4 Row spiral cutterhead with 64 replaceable cutter inserts

**\$2799.**

BUILT-IN MOBILE BASE



### 20" PLANER WITH SPIRAL CUTTERHEAD

KC-525FX

- Powerful 3 HP 19 amp 220V motor
- A spiral cutterhead makes 50% less noise than a conventional cutterhead
- Anti-kickback fingers in front of the infeed roller to prevent wood kickback
- Comes with 5" dust chute for dust collector hook-up

4 Row spiral cutterhead with 92 replaceable cutter inserts

**\$3999.**

BUILT-IN MOBILE BASE



## 10 PC. CARBIDE CUTTER INSERT KITS

KW-093

- Carbide inserts cut on all 4 sides
- Cutter size: 14.7mm x 14.7mm x 2mm
- Fits: KC-75FX, KC-85FX, KC-125FX, KC-390FX

**\$69.99**

KW-104

- Carbide inserts cut on all 4 sides
- Cutter size: 15mm x 15mm x 2.5mm
- Fits: KC-525FX, KC-530FXR

**\$89.99**



# 6" WOODWORKING JOINTER

- KC-150C  
 • 29 1/2" x 4 1/2" fence size  
 • Built-in 4" dust chute

**\$599.99**

**6" x 46" Table Size**



### H.S.S. & CARBIDE JOINTERS KNIVES

Model	Blade Material	Size	Unit/Kits	Price
KKC-6	H.S.S.	6"	3	\$39.99
KKC-8	H.S.S.	8"	3	\$44.99
KKC-120	H.S.S.	12"	3	\$59.99
KKC-6-CB	Carbide	6"	3	\$159.99
KKC-8-CB	Carbide	8"	3	\$179.99

**(15 Amp @ 110V)  
(7.5 Amp @ 220V)**



## JOINTERS WITH SPIRAL CUTTERHEAD

A spiral cutterhead makes 50% less noise than a conventional cutterhead

### 6" PARALLELOGRAM JOINTER WITH SPIRAL CUTTERHEAD

- KC-75FX  
 • Powerful 2 HP (110V) motor  
 • Stays sharp longer  
 • Easy set-up (Carbide cutter inserts)  
 • Parallelogram table adjustment system  
 • Built-in 4" dust chute

**4 Row spiral cutterhead with 32 replaceable cutter inserts**



**\$1499.**

### 8" PARALLELOGRAM JOINTER WITH SPIRAL CUTTERHEAD

- KC-85FX  
 • Powerful 2 HP (220V) motor  
 • Stays sharp longer  
 • Easy set-up (Carbide cutter inserts)  
 • Parallelogram table adjustment system  
 • Built-in 4" dust chute  
 • Includes 2 safety push blocks

**4 Row spiral cutterhead with 36 replaceable cutter inserts**



**\$1999.**

**4 Row spiral cutterhead with 52 replaceable cutter inserts**



### 12" PARALLELOGRAM JOINTER WITH SPIRAL CUTTERHEAD

- KC-125FX (220V, 1 phase, 60Hz)  
 KC-125FX-5 (550V, 3 phase, 60Hz)  
 • Powerful 3 HP motor  
 • Stays sharp longer  
 • Easy set-up (Carbide cutter inserts)  
 • Parallelogram table adjustment system  
 • Built-in 5" dust chute



**\$4299.**

# JOINTERS

**JACK SCREW CUTTERHEAD SYSTEM 2 HP (220V)**



### 8" INDUSTRIAL JOINTER

- KC-203C  
 • 9" x 73" table size  
 • 35" x 5" fence size  
 • Adjustable fence stops at 45° & 90°  
 • Built-in 4" dust chute

**\$1259.**



**2 HP (110V)**



### 6" PARALLELOGRAM JOINTER

- KC-70FX  
 • 6" x 55 1/2" table size  
 • 36" x 5" fence size  
 • Built-in 4" dust chute

**\$999.**



**2 HP (220V)**



### 8" PARALLELOGRAM JOINTER

- KC-80FX  
 • 8" x 76 1/2" table size  
 • 36" x 5" fence size  
 • Adjustable fence stops at 45° & 90°  
 • Built-in 4" dust chute

**\$1499.**



**3 HP (220V) / (550V)**



### 12" PARALLELOGRAM JOINTER

- KC-120FX (220V, 1 phase, 60Hz)  
 KC-120FX-5 (550V, 3 phase, 60Hz)  
 • 84" x 13" table size  
 • 36" x 5" fence size  
 • Built-in 5" dust chute  
 • Adjustable fence stops at 45° & 90°

**\$3599.**



**EXTENDABLE UNIVERSAL MOBILE BASE KMB-1250**



**\$55.99**  
500 lbs. Max.

**INDUSTRIAL MOBILE BASE KMB-1290**



**\$99.99**  
900 lbs. Max.

**MAGNETIC & MICRO ADJUSTABLE KNIFE JIG ALIGNMENT KIT KKC-50**



**\$69.99**

**KNIFE JIG ALIGNMENT KIT KKC-60**



For Jointers  
**\$29.99**



# OSCILLATING SPINDLE SANDERS & ACCESSORIES



24 1/4" x 24 1/4" cast iron tilting table

## OSCILLATING SPINDLE SANDER

KC-OVS-FX3

- 1" to 4" rubber drums can be fitted on both ends for full use of the entire spindle
- 4" Dust chute for dust collector hook-up
- Heavy-duty oil bath gearbox with oil level sight gauge
- 10 interchangeable spindles (1/4" x 5", 3/8" x 6", 1/2" x 6", 5/8" x 6", 3/4" x 9", 1" x 9", 1 1/2" x 9", 2" x 9", 3" x 9" and 4" x 9")
- Includes 3 interchangeable table inserts and adjustment keys

**\$1549.**



SLEEVE KITS				
6" x 3/8" to 5/8"				
9" x 3/4" to 4"				
Model	Sleeve Size	Grit	Units/Kits	Price
SL-525-80	5" x 1/4"	80	1	\$4.99
SL-525-120	5" x 1/4"	120	1	\$4.99
SL-638-80	6" x 3/8"	80	1	\$4.99
SL-638-120	6" x 3/8"	120	1	\$4.99
SL-612-80	6" x 1/2"	80	1	\$4.99
SL-612-120	6" x 1/2"	120	1	\$4.99
SL-658-80	6" x 5/8"	80	1	\$4.99
SL-658-120	6" x 5/8"	120	1	\$4.99
SL-934-80	9" x 3/4"	80	1	\$4.99
SL-934-120	9" x 3/4"	120	1	\$4.99
SL-910-80	9" x 1"	80	1	\$4.99
SL-910-120	9" x 1"	120	1	\$4.99
SL-915-80	9" x 1 1/2"	80	1	\$5.99
SL-915-120	9" x 1 1/2"	120	1	\$5.99
SL-920-80	9" x 2"	80	1	\$6.99
SL-920-120	9" x 2"	120	1	\$6.99
SL-930-80	9" x 3"	80	1	\$8.99
SL-930-120	9" x 3"	120	1	\$8.99
SL-940-80	9" x 4"	80	1	\$9.99
SL-940-120	9" x 4"	120	1	\$9.99

## OSCILLATING SPINDLE SANDER

- KC-OVS-TL
- Table can be tilted downwards up to a maximum of 45° to allow the sanding of beveled parts
  - Comes standard with 3 spindles (1/4", 1/2" and 5/8") and 2 drums (1-1/2" and 2")

**\$499.99**



## OPTIONAL STAND

SS-OVS-TL

**\$89.99**



# BELT & DISC SANDERS & ACCESSORIES

## 6" x 48" BELT & 9" DISC SANDER

KC-760L

- Two 2-1/2" dust chutes with 2-1/2" to 4" adaptor for dust collector hook-up
- Comes complete with miter gauge, 2-1/2" to 4" dust chute adaptor and sturdy enclosed cabinet stand

1 HP Motor

**\$449.99**

## 6" x 48" BELT & 12" DISC SANDER

KC-788FX

- 1.5 HP belt drive motor
- Sturdy cabinet stand
- 2-4" Dust chutes
- Quick belt release lever
- Heavy duty cast iron tables
- Miter gauge

**\$999.**



## 12" DISC SANDER WITH BRAKE

KC-12S

- Aluminum table tilts to allow angle sanding up to 45°
- Comes with adhesive 12" sanding disc and miter gauge

Integral 2" dust port

**\$199.99**

Powerful 1.2 HP motor

Manual brake quickly stops sanding disc



## 1" x 42" BELT & 8" DISC SANDER

KC-703C

- Solid cast-iron tables with miter slots tilt from 0°-45°
- Comes with sanding belt, adhesive sanding disc, miter gauge and adjustment hex. keys

**\$259.99**

Powerful 1/2 HP, 5.8 Amp induction motor



## 9" STICK-ON ADHESIVE DISC KITS

Model	Disc size	Grit	Units/Kits	Price
SD-9-K-60	9"	60	3	\$6.99
SD-9-K-80	9"	80	3	\$6.99
SD-9-K-100	9"	100	3	\$6.99
SD-9-K-120	9"	120	3	\$6.99



## 6" x 48" SANDING BELT KITS

Model	Belt Size	Grit	Units/Kits	Price
SB-648-K-60	6" x 48"	60	2	\$9.99
SB-648-K-80	6" x 48"	80	2	\$9.99
SB-648-K-100	6" x 48"	100	2	\$9.99
SB-648-K-120	6" x 48"	120	2	\$9.99

## OPTIONAL DISC & BELT SAFETY GUARD KIT

KW-788

**\$99.99**





# OSCILLATING EDGE SANDERS & ACCESSORIES

## 6" x 89" OSCILLATING EDGE SANDER

KC-689-OSC-7

- Sturdy cabinet stand
- 4" Dust chute
- Quick belt release lever
- Comes with miter gauge, table guide and end table

### 6" x 89" SANDING BELTS

Model	Belt Size	Grit	Unit	Price
SB-689-60	6" x 89"	60	1	\$17.99
SB-689-80	6" x 89"	80	1	\$17.99
SB-689-100	6" x 89"	100	1	\$17.99
SB-689-120	6" x 89"	120	1	\$17.99

End table allows curved sanding operations



**\$1099.**

## 6" x 108" EDGE SANDER

CT-108C

- 2 HP motor
- Table size: Front 37" x 7 3/4", Side 19" x 12"
- Fully tilting front table
- 4" Dust chute
- Magnetic safety switch

### 6" x 108" SANDING BELTS

Model	Belt Size	Grit	Unit	Price
SB-6108-60	6" x 108"	60	1	\$19.99
SB-6108-80	6" x 108"	80	1	\$19.99
SB-6108-100	6" x 108"	100	1	\$19.99
SB-6108-120	6" x 108"	120	1	\$19.99

**\$2299.**

## 6" x 108" OSCILLATING EDGE SANDER

KC-108-OSC

- Powerful 2 HP motor
- Oscillating sanding belt
- Balanced 7" rubber drive wheel and 3" crown idler wheel provide uniform belt tracking
- End table allows curved sanding operations
- 4" Dust chute for dust collector hook-up
- Magnetic safety switch



Easy and convenient belt tension and tracking adjustment

**\$2599.**



# DRUM SANDERS & ACCESSORIES

## 16" SINGLE DRUM SANDER

KC-16-1-D

- 1.5 HP motor
- 16" width by 5" thickness capacity
- 6-20 SFPM variable feed speed
- 4" dust chute

**\$1599.**



## SINGLE DRUM SANDER

KC-26-1-D

- 2 HP (220V) motor
- 2 speeds (3-20 SFPM)
- Twin 4" dust chutes
- Magnetic safety switch

**\$2199.**

5" aluminum sanding drum is precision balanced and driven by a V-belt



## ABRASIVE CLEANER

KW-043 **\$14.99**

1 1/2" x 1 1/2" x 8 1/2"



### 3 1/4" x 96" SANDING BELTS


Model	Belt Size	Grit	Unit	Price
SB-396-80	3 1/4" x 96"	80	1	\$14.99
SB-396-100	3 1/4" x 96"	100	1	\$14.99
SB-396-120	3 1/4" x 96"	120	1	\$14.99
SB-396-150	3 1/4" x 96"	150	1	\$14.99
SB-396-180	3 1/4" x 96"	180	1	\$14.99

## 16" OPEN DRUM SANDER

KC-1632DS

- 10 Amp. motor
- Drum speed: 1,720 RPM
- 2 1/2" dust chute
- Conveyor belt tracking is easy to adjust
- Easy clamping sanding belt loading system
- A metric and imperial depth scale is provided for thickness adjustment

**\$1099.**



Stand Included


## DUAL DRUM SANDER

KC-26DS

- 3 HP (220V) motor
- 2 speeds (3-20 SFPM)
- Twin 4" dust chutes
- Magnetic safety switch
- Variable feed speed

**\$2599.**

Two 5" aluminum sanding drums are precision balanced and driven by 2 V-belts



### 5" x 120" SANDING BELT

Model	Belt Size	Grit	Unit	Price
SB-5120-80	5" x 120"	80	1	\$19.99
SB-5120-120	5" x 120"	120	1	\$19.99
SB-5120-150	5" x 120"	150	1	\$19.99
SB-5120-180	5" x 120"	180	1	\$19.99





# DUST COLLECTORS & ACCESSORIES

## DUST COLLECTION SEPARATOR with ELBOW

K-1056/  
K-1017

To maximize the cyclonic air flow in the drum



\$37.99

## 4" ALUMINUM BLAST GATE

K-1142



\$17.99

## 4" BLAST GATE

K-1007



\$7.99

## 4" T-FITTING

K-1013



\$8.99

## 4" Y-FITTING

K-1015



\$8.99

## 4" ELBOW

K-1017



\$7.99

## 4" SPLICE

K-1019



\$7.99

## 1" - 6" UNIVERSAL ADAPTOR

K-1039



\$7.99

## 4" & 5" WIRE HOSE CLAMPS

4" K-1317

5" K-1318



\$1.99

## CLEAR FLEXIBLE COLLAPSIBLE PVC HOSE

4" K-1033-50



\$3.29 Lin. Ft.

## PVC HOSE

K-1034-50

4" Lin. Ft.



\$4.59 Lin. Ft.

## 4" X 10 FT. DUST COLLECTION HOSE KIT

K-1054

### KIT Includes:

- 4" X 10 ft. Wood Dust Collection Hose
- 4" Universal Dust Hood
- 2 x 4" Wire Hose Clamps



\$29.99

## 4" DUST COLLECTION HOOK-UP SYSTEM

27 PC



KW-270

Ideal for connecting two machines to a dust collector

### 27 pc Kit includes:

- 4 pc- 4" x 36" Clear tubes
- 1 pc- 4" x 7" Clear tube
- 2 pc- 4" 45 degree elbows
- 2 pc- 4" 90 degree elbows
- 7 pc- 4" adaptor fittings
- 2 pc- 4" Blast gates
- 1 pc- 4" Y-fitting
- 8 pc- retaining Brackets (including 16 screws and 16 wall plugs)

\$139.99

## 1 MICRON FELT UPPER BAGS

KDCB-3108T-1MIC

Fits: KC-3108C

\$39.99 ea.

## CLOTH BOTTOM DUST BAG

KDCB-3105B

Fits KC-3105C

\$29.99

## SEE THROUGH PLASTIC BOTTOM DUST BAG

KDCB-5

5 BAGS PER BOX

\$19.99

## 600 CFM

KC-1105C

- 1 HP motor
- Heavy duty bag
- Comes complete with 10' hose, dust hood, dust hood support and wheel castors for portability



\$249.99

## 1200 CFM

KC-3109C

- 2 HP (220V) motor
- Improved metal impellers for maximum air flow performance
- 4" diameter dust ports accept accessory hoses for attaching up to 2 machines
- Comes with wheel castors for portability




1 Micron felt Upper bag

\$499.99

## REMOTE POWER CONTROL SYSTEMS

- 120° Infrared ray receiving angle
- Includes mounting hardware and 2 AAA batteries



RC-110 (110V)

RC-220 (220V)

99 Minute Timer

\$89.99

\$89.99

KC-4045C

- 3 HP (220V) motor
- Improved metal impellers are precision balanced and designed for maximum air flow performance
- 4" diameter dust ports accept accessory hoses for attaching up to 3 machines
- Comes with wheel castors for portability



2280 CFM

\$699.

KC-5043FX-2 5 HP (220V)

KC-5043FX-6 5 HP (600V)

- Improved metal impellers are precision balanced and designed for maximum air flow performance
- 4" diameter dust ports accept accessory hoses for attaching up to 4 machines
- Comes with wheel castors for portability



3980 CFM

Dust bag comes with see-through window

\$1999.

TOTAL HEIGHT 11 FT.





# CYCLONE DUST COLLECTORS & ACCESSORIES

## KC-6150C

- Max. air suction capacity: 1,050 CFM
- Noise level reading at 36": 75 Db
- Static pressure (inch of water): 8.5
- Steel drum capacity: 18 gallons
- Dust port opening: 2 x 4" / 1 x 6"
- Manual crank handle for easy cleaning

## INCLUDED

Remote control with timer 

**1.5 HP (110V)**



**\$1259.**

## KC-6200C

- Max. air suction capacity: 1,450 CFM
- Noise level reading at 36": 76 Db
- Static pressure (inch of water): 10.5
- Steel drum capacity: 28 gallons
- Dust port opening: 2 x 4" / 1 x 6"
- Manual crank handle for easy cleaning

## INCLUDED

Remote control with timer 

**2 HP (220V)**




**\$1599.**

## KC-6300C

- Max. air suction capacity: 2,111 CFM
- Noise level reading at 36": 78 Db
- Static pressure (inch of water): 11.2
- Steel drum capacity: 60 gallons
- Dust port opening: 3 x 4" / 1 x 8"
- Manual crank handle for easy cleaning

## INCLUDED

Remote control with timer 

**3 HP (220V)**



**\$2199.**


## OPTIONAL

6pc. heavy-duty bags kit

KDCB-61 (Fits: KC-6150C) **\$19.99**

KDCB-62 (Fits: KC-6200C) **\$19.99**

KDCB-63 (Fits: KC-6300C) **\$29.99**

5 drum bags/1 canister filter bag 

## 3 SPEED AIR CLEANERS WITH REMOTE CONTROLS

### KAC-410

- .9 amp. motor
- Air capacity of 410 CFM
- 2 stage filtration, one disposable electrostatic 5 microns outer filter and 1 micron inner two pocket filter

**410 CFM**



COMES WITH 3-SPEED REMOTE CONTROL



**\$219.99**

### KAC-1050

- 1/3 HP, 3 amp. motor
- Air suction capacity of 556, 702, 1050 CFM
- 2 stage filtration, one disposable electrostatic 5 microns outer filter and 1 micron inner three pocket filter

**1050 CFM**



COMES WITH 3-SPEED REMOTE CONTROL



**\$379.99**

### KAC-1400

- Moteur 1/3 CV, 3 amp.
- Air suction capacity of 556, 702, 1050 CFM
- 2 stage filtration, one disposable electrostatic 5 microns outer filter and 1 micron inner three pocket filter

**1400 CFM**

3 amp. motor



COMES WITH 3-SPEED REMOTE CONTROL



**\$479.99**



## DUST COLLECTORS WITH 1 MICRON CANISTER FILTERS

### 1200 CFM DUST COLLECTOR WITH CANISTER FILTER

#### KC-3109C/KDCF-3500

- Noise level reading at 36": 66-77 Db
- Static pressure (inch of water): 9.5
- Dust port opening: 2 x 4" / 1 x 6"

**2 HP 9 Amp. @ 220V**



**\$679.99**

### 2280 CFM DUST COLLECTOR WITH CANISTER FILTER

#### KC-4045C/KDCF-3500

- Noise level reading at 36": 75-85 Db
- Static pressure (inch of water): 11.8
- Dust port opening: 3 x 4" / 1 x 8"

**3 HP 10 Amp. @ 220V**



**\$999.99**



# WOOD BANDSAWS



## 17" WOOD BANDSAW

KC-1702FXB

- 2 speeds (1600/3300) SFPM
- Rack and pinion height adjustment system
- Miter gauge system

17"x17"  
cast iron table

16Amp. @ 110V  
8Amp. @ 220V  
Pre-wired to 110V

**\$1699.**

New improved upper & lower blade guide system



2-4"  
dust  
chutes

### 131 5/8" WOOD CUTTING BANDSAW BLADES

Model	Length	Width	TPI	Thickness	Price
KBB-1714-6	131 5/8"	1/4"	6	.025"	\$22.99
KBB-1738-6	131 5/8"	3/8"	6	.025"	\$22.99
KBB-1712-4	131 5/8"	1/2"	4	.025"	\$22.99
KBB-1734-3	131 5/8"	3/4"	3	.025"	\$29.99
KBB-1710-2	131 5/8"	1"	2	.032"	\$29.99



## 17" VARIABLE SPEED WOOD/METAL CUTTING BANDSAW

KC-1700WM-VS

- Variable speeds (wood): 540-3600 SFPM
- Variable speeds (metal): 100-650 SFPM
- Voltage (input power): 220V, 1 phase, 60 Hz
- 2-4" Dust chutes for dust collector hook-up
- Comes with a 1/2" x 6 TPI wood cutting blade, 1/2" x 10 TPI metal cutting blade, laser guide, work lamp, miter gauge and a precision "TRU-RIP" aluminum rip fence with resaw guide

2 HP (8 Amp @ 220V)

**\$3599.**

23 1/2"x17"  
cast iron table  
Tilts 5° to the left  
& 45° to the right

RESAW FENCE SYSTEM

Hydraulic blade tension gauge

## 14" WOOD BANDSAW WITH 12" RESAW CAPACITY

KC-1502FXB

- 2 speeds (2300-3250) SFPM
- Motor, blade, miter gauge and precision "TRU-RIP" aluminum rip fence with resaw guide included

**\$1699.**

18"x18"  
cast iron table  
Tilts 5° to the left  
& 45° to the right

12.8Amp. @ 110V  
6.2Amp. @ 220V

Pre-wired to 110V

### 220VOLT CONVERSION KIT

KW-220-1502  
For KC-1502FXB



**\$69.99**

### 112" WOOD CUTTING BANDSAW BLADES

Model	Length	Width	TPI	Thickness	Price
KBB-1514-6	112"	1/4"	6	.025"	\$19.99
KBB-1538-6	112"	3/8"	6	.025"	\$19.99
KBB-1512-4	112"	1/2"	4	.025"	\$19.99
KBB-1534-3	112"	3/4"	3	.025"	\$29.99
KBB-1510-2	112"	1"	2	.032"	\$29.99

Safety foot brake

## 21" WOOD BANDSAW

KC-2102FXB

- 2 speeds (1890/3800) SFPM
- Rack and pinion height adjustment system
- Miter gauge system

21"x21"  
cast iron table

16Amp. @ 110V  
8Amp. @ 220V  
Pre-wired to 220V

**\$2199.**



New improved upper & lower blade guide system



2-4"  
dust  
chutes

### 152 1/8" WOOD CUTTING BANDSAW BLADES

Model	Length	Width	TPI	Thickness	Price
KBB-2114-6	152 1/8"	1/4"	6	.025"	\$29.99
KBB-2138-6	152 1/8"	3/8"	6	.025"	\$29.99
KBB-2112-4	152 1/8"	1/2"	4	.025"	\$29.99
KBB-2134-3	152 1/8"	3/4"	3	.032"	\$35.99
KBB-2110-2	152 1/8"	1"	2	.032"	\$35.99



# WOOD LATHES

## 10" x 16" WOOD LATHE

KWL-1016C

- All precision-machined cast-iron bedway
- 6 speeds (480, 1270, 1960, 2730, 3327, 4023) RPM
- 1/2 HP motor
- Complete with MT#2 live center, MT#2 spur center, 3" faceplate, steel knock-out bar, hex. keys and safety glasses

**\$399.99**



Pivoting headstock turns 180° and locks into position for outboard turning

### 8 PC. WOOD LATHE CHISEL SET

KPRO-08

- Long 10" hard wood handles
- Comes in a wood box



**\$69.99**

**INCLUDED CAST IRON STAND**

**\$849.99**

## 14" X 43" VARIABLE SPEED WOOD LATHE WITH DIGITAL READOUT

KWL-1443VS

- Spindle tachometer with digital readout
- Variable speed from 600 - 2,400 RPM
- Pivoting headstock turns 180°
- Quick release headstock, tailstock and tool rest assembly for easy adjustments
- Comes complete with 6" face plate, 12" tool rest with offset and base, MT#2 headstock and tailstock centres and adjustment wrenches

### OPTIONAL

22"

### BED EXTENSION

EXT-1016

Increases the spindle turning capacity to 38"



**\$119.99**

## 12" DOVETAIL JIG

K-2796

- Handles materials from 5/16" to 1 1/4" thick, and widths up to 12"

**\$99.99**



## 3/4" UNIVERSAL SHAPER CUTTERHEAD WITH 13 INTERCHANGEABLE PROFILE CUTTERS

KW-091

**\$199.99**



## MAGNETIC SWITCHES

Comes with twist lock emergency stop button

KMAG-110-811	110V (8-11 Amp.)
KMAG-110-1114	110V (11-14 Amp.)
KMAG-110-1417	110V (14-17 Amp.)
KMAG-220-811	220V (8-11 Amp.)
KMAG-220-1114	220V (11-14 Amp.)
KMAG-220-1417	220V (14-17 Amp.)
KMAG-220-1721	220V (17-21 Amp.)



Comes with 2 wire clamps, 1 padlock and 2 spare keys

**\$89.99 ea.**

# POWER FEEDERS

KPF-30V

- 1.2 amp. motor
- 3 feed rollers
- 3 1/8" roller diameter
- 1 3/16" roller width
- Variable feed rate of 7-40 feet per minute

**\$499.99**

**1.2 amp. Motor**

KPF-32

- 2.5 amp. motor
- 3 feed rollers
- 3 1/8" roller diameter
- 1 3/16" roller width

**\$799.**

**2.5 amp. Motor**

KPF-34 6.2 amp. motor (220V)

KPF-34-5 2.7 amp. motor (550V)

- 3 feed rollers
- 4 3/4" roller diameter
- 2 1/4" roller width

**\$1099.99**

**6.2 amp. Motor (220V)**  
**2.7 amp. Motor (550V)**


**FITS JOINTERS**



**FITS TABLESAWS**



VARIABLE SPEED



# INDUSTRIAL WOODWORKING SHAPER

## SHAPER

KC-351S

- 28" x 30" Cast-iron table
- Comes complete with 1/2" & 3/4" interchangeable spindles, 1/4" & 1/2" router bit adaptors and a miter gauge
- Two spindle speeds, 8,000 & 10,000 RPM
- Spindle travels a full 3"



**3 HP (220V)**

**\$1799.**

BUILT-IN MOBILE BASE



# NAILERS & STAPLERS

## 23 GA. X 1 3/8" HEADLESS PIN NAILER KIT

- 8223PN  
 • 1/2" to 1-3/8" Pin range  
 • Comes with 1/4" Air inlet, 2 removable non-marring tips, oiler, hex. keys and sturdy carrying case

**\$49.99**



ADJUSTABLE AIR DEFLECTOR

## 23 GA. X 2" HEADLESS PIN NAILER KIT

- 8251PN  
 • 1/2" to 2" Pin nail range  
 • Comes with 1/4" Air inlet, 2 removable non-marring tips, oiler, hex. keys and sturdy carrying case

**\$99.99**



ADJUSTABLE AIR DEFLECTOR

## 18 GA. X 2" BRAD NAILER KIT

- 8201N  
 • 3/4" to 2" Nail range  
 • Comes with 1/4" air inlet, oiler, hex. keys, & sturdy carrying case

**\$45.99**



ADJUSTABLE AIR DEFLECTOR

## 16 GA. X 2 1/2" BRAD NAILER KIT

- 8225N  
 • 3/4" to 2 1/2" Nail range  
 • Comes with 1/4" air inlet, oiler, hex. keys, & sturdy carrying case

**\$99.99**



ADJUSTABLE AIR DEFLECTOR

## 20 gallon tank

## 5 PEAK HP AIR COMPRESSOR

- 8498  
 • Durable oil lubricated pump  
 • 7.4 SCFM @ 40 PSI  
 • 5.7 SCFM @ 90 PSI  
 • Air Pressure Regulator and easy to read Pressure Gauges

**\$299.99**



## 21 GA. X 1/2" CROWN UPHOLSTERY STAPLER KIT

- 8121S  
 • 1/4" to 5/8" Staple range  
 • Comes with 1/4" air inlet, oiler, hex. keys, & sturdy carrying case

**\$59.99**



## STAPLER KIT - DRIVES ARROW® T50® STAPLES

- 8140S  
 • 1/4" - 9/16" Staple range  
 • Comes with 1/4" air inlet, oiler, hex. keys, & sturdy carrying case

**\$49.99**



ADJUSTABLE AIR DEFLECTOR

## 18 GA. X 1" NARROW CROWN STAPLER KIT

- 8101S  
 • 3/8" to 1" Staple range  
 • Comes with 1/4" air inlet, oiler, hex. keys, & sturdy carrying case

**\$45.99**



ADJUSTABLE AIR DEFLECTOR

## 16 GA. X 2" MEDIUM CROWN STAPLER KIT

- 8216S-2  
 • 3/4" to 2" Staple range  
 • Comes with 1/4" air inlet, oiler, hex. keys, & sturdy carrying case

**\$99.99**



ADJUSTABLE AIR DEFLECTOR

## 2 IN 1 - 18 GA. NAILER/STAPLER KIT

- 8210NS  
 • 18 Ga. x 1/4" (3/8" to 1 5/8") stapler  
 • 18 Ga. (3/4" to 2") nailer  
 • Comes with 1/4" air inlet, oiler, hex. keys and sturdy carrying case

**\$59.99**



ADJUSTABLE AIR DEFLECTOR

## COIL ROOFING NAILER KIT

- 8245RN  
 • 7/8" to 1 3/4" (11 Ga.)  
 • Comes with 1/4" air inlet, debris shield, safety glasses, oiler, hex. keys and sturdy carrying case



ADJUSTABLE AIR DEFLECTOR

**HOT DEAL! \$139.99**

## 2" FLOORING STAPLER/CLEAT NAILER KIT

- 8260FSN-2  
 • 1" to 2" Staple range  
 • 1 1/2" to 2" Cleat nail range  
 • Comes with mallet, 1/4" air inlet, safety glasses, oiler, hex. keys & sturdy carrying case

**2 in 1**



**HOT DEAL! \$159.99**

## 2" FLOORING STAPLER/CLEAT NAILER KIT

- 8266FSN-3  
 • 1 1/2" to 2" staple range  
 • 1 1/2" to 2" "L" & "T" cleat nail range  
 • Comes with nylon-fibreglass mallet, 1/4" air inlet, safety glasses, oiler, hex. keys & sturdy carrying case

**3 in 1**



**HOT DEAL! \$179.99**

## 4-IN-1 18GA. BRAD NAILER/STAPLER & FLOORING NAILER/STAPLER KIT

- 8241FNS  
 • Standard 18 Ga. brad nails and 18 Ga. 1/4" crown staples  
 • Comes with 1/4" air inlet, oiler, hex. keys & sturdy carrying case

**4 in 1**



ADJUSTABLE AIR DEFLECTOR

**\$99.99**

## CLIPPED HEAD FRAMING NAILER KITS

- 28°-30°**  
 8228N  
 Shoots standard 2 3/16" - 3 9/16", 28° - 30° nails

ADJUSTABLE AIR DEFLECTOR

- 34°**  
 8234N  
 Shoots standard 2 3/16" - 3 9/16", 34° nails

**\$119.99 ea.**





# AIR COMPRESSORS & ACCESSORIES

## ULTRA-QUIET OIL-FREE AIR COMPRESSOR

- KC-1620A**
- Light weight aluminum tank
  - 3.80 CFM @ 40 PSI
  - 2.35 CFM @ 90 PSI
  - Extra long pump life of over 3000 hours
  - 120 PSI maximum tank pressure
  - ASME safety valve

**2 HP (PEAK) (60 Decibels)**

**1.6 GALLON**



**\$209.99**

## ULTRA-QUIET OIL-FREE AIR COMPRESSOR

- KC-4620A**
- Light weight aluminum tank
  - 3.80 CFM @ 40 PSI
  - 2.35 CFM @ 90 PSI
  - Extra long pump life of over 3000 hours
  - 120 PSI maximum tank pressure
  - ASME safety valve

**2 HP (PEAK) (60 Decibels)**

**4.6 GALLON (2 X 2.3)**



**\$289.99**

## 5.5 PEAK HP 20 GALLON AIR COMPRESSOR

- KC-2051H1**
- 150 PSI max pressure
  - 7.6 CFM @ 40 PSI
  - 6.0 CFM @ 90 PSI
  - ASME safety valve

**2 cylinder cast iron single stage oil lubricated pump**



**\$699.**

# ARCTIC FLEX

## PREMIUM HYBRID POLYMER GARDEN HOSES



**150 PSI (Working)  
450 PSI (Burst)**

**K-5058GH 5/8" x 50 ft. \$39.99**

**K-10058GH 5/8" x 100 ft. \$69.99**

**Extreme All-Weather Flexibility Kink resistant**

## HYBRID POLYMER INDUSTRIAL AIR HOSES

All-Weather Flexibility

**(-40°C to 65°C)**



HYBRID POLYMER INDUSTRIAL AIR HOSES		
K-2514H	25' x 1/4"	<b>\$19.99</b>
K-2538H	25' x 3/8"	<b>\$26.99</b>
K-5014H	50' x 1/4"	<b>\$29.99</b>
K-5038H	50' x 3/8"	<b>\$39.99</b>
K-10014H	100' x 1/4"	<b>\$49.99</b>
K-10038H	100' x 3/8"	<b>\$59.99</b>

**300 PSI MAXIMUM PRESSURE**

## TIRE INFLATION GUN WITH PRESSURE GAUGE

- K-1630**
- 15" flexible rubber hose with lever style chuck, rubber protected 2-1/2" diameter pressure gauge (pressure range of 10- 170 PSI) and a quick connect 1/4" NPT air inlet



**\$19.99**

## COMPRESSOR OIL BOTTLE

**KW-077 (850ml) \$7.99**



## STATIONARY 6.5 PEAK HP 60 GALLON AIR COMPRESSOR

- KC-6160V1**
- 150 PSI max pressure
  - 13.4 CFM @ 40 PSI
  - 11.2 CFM @ 90 PSI
  - High efficiency reed valves

## HIGH OUTPUT 6.5 PEAK HP 60 GALLON AIR COMPRESSOR

- KC-5160V1**
- 150 PSI max pressure
  - 22.6 CFM @ 40 PSI
  - 18.5 CFM @ 100 PSI
  - High efficiency reed valves

## HIGH OUTPUT 7.5 PEAK HP 80 GALLON AIR COMPRESSOR

- KC-7180V1-MS**
- High output 30 CFM @ 100 PSI
  - 150 PSI max pressure
  - 43 CFM @ 40 PSI
  - 30 CFM @ 100 PSI
  - Heavy-duty 1/2" ball valve and easy to read tank pressure gauge

## 5.5 PEAK HP 24 GALLON AIR COMPRESSOR

- KC-3124V1**
- 150 PSI max pressure
  - 7.6 CFM @ 40 PSI
  - 6.0 CFM @ 90 PSI
  - ASME safety valve



**2 cylinder cast iron single stage oil lubricated pump**

**\$749.**



**2 cylinder cast iron single stage oil lubricated pump**

**\$799.**



**3 cylinder cast iron single stage oil lubricated pump**

**\$1299.**



**Comes with magnetic starter**

**\$2999.**



**6.5 HP GAS WHEELBARROW  
AIR COMPRESSOR**

KC-6510G1  
 • 150 PSI max pressure  
 • 14.1 CFM @ 40 PSI  
 • 11.2 CFM @ 100 PSI



**\$799.99**

ASME safety valve

**NEW**

**16" PROFESSIONAL  
SCROLL SAW**

XL-16

- Professional quality scroll saw with 1.3 Amp DC motor
- Variable speed (400-1400 strokes/min)
- Tool free blade change system with blade holders which accept standard 5" pinless blades
- Entire head tilts up to 30° to the left and up to 45° to the right for angled cuts
- Large 12" x 18-1/2" stationary table with built-in 2-1/2" dust chute for dust collector hook-up
- Comes with five 5" pinless blades, replacement blade tension lever kit and adjustment hex. key

**\$699.**



Built-in dust blower system

**OPTIONAL**

**Pedal Switch**  
XL-100



**\$34.99**

**6" BENCHTOP JOINTER WITH  
HELICAL CUTTERHEAD**

KC-6HJC  
 • Powerful 1 HP motor  
 • Helical cutterhead for a superior finish  
 • 2-1/2" dust chute for dust collector hook-up  
 • Comes 2 safety push blocks, cutter insert adjustment Torx key and adjustment hex. keys



**\$399.99**

**Replacement Helical cutter insert kit ( 10 pcs)**

KW-204 **\$69.99**  
 Fits: KC-6HJC & KC-13HPC

**21" PROFESSIONAL  
SCROLL SAW**

XL-21/100

- Professional quality scroll saw with 1.3 Amp DC motor
- Variable speed (400-1550 strokes/min)
- Tool free blade change system with blade holders which accept standard 5" pinless blades
- Entire head tilts up to 38° to the left and up to 45° to the right for angled cuts
- Large 13-1/2" x 23-1/2" stationary table with built-in 2-1/2" dust chute for dust collector hook-up
- Comes with five 5" pinless blades, foot switch, replacement blade tension lever kit and adjustment hex. key

**\$999.**

Comes standard with foot switch



Built-in dust blower system

**OPTIONAL**

**STAND**  
SS-1621XL  
For Models:  
XL-16 &  
XL-21/100



**\$99.**

**30" PROFESSIONAL  
SCROLL SAW**

XL-30/100

- Professional quality scroll saw with 1.3 Amp DC motor
- Variable speed (400-1550 strokes/min)
- Tool free blade change system with blade holders which accept standard 5" pinless blades
- Entire head tilts up to 38° to the left and up to 45° to the right for angled cuts
- Large 14" x 32-1/2" stationary table with built-in 2-1/2" dust chute for dust collector hook-up
- Comes with five 5" pinless blades, foot switch, replacement blade tension lever kit and adjustment hex. key

**\$1239.**

Comes standard with foot switch



Built-in dust blower system

**OPTIONAL**

**STAND**  
SS-30XL  
For Model:  
XL-30/100



**\$99.**

**8" LOW SPEED BENCH  
GRINDER WITH LIGHT**

KC-895LS  
 Comes complete with diamond wheel dressing tool, tool rests, eye shields, coarse 60 grit and fine 120 grit 8" x 1" white aluminum oxide grinding wheels



**\$129.99**

**13" PLANER WITH HELICAL CUTTERHEAD**

KC-13HPC  
 • Powerful 15 Amp. motor with thermal overload protection  
 • Pre-set depth stops for repeat cuts at 1/8", 1/4", 1/2", 3/4", 1", 1-1/4", 1-1/2" and 1-3/4"  
 • Comes with convenient side mounted tool storage box, cutter insert adjustment Torx key and adjustment hex. key



**\$699.99**

**12" x 18" VARIABLE SPEED WOOD LATHE**

KWL-1218VS  
 • Precise spindle speed digital readout  
 • 24 indexing positions with spindle lock  
 • Comes complete with 3" faceplate, 6" & 12" tool rests with 5/8" post diameter, MT#2 spur centre and MT#2 heavy-duty live centre, safety goggles, knock-out rod, tool storage rack, screwdriver and 4 hex. keys

**\$599.99**

Variable speed from 450-8,300 RPM

**OPTIONAL**

EXT-1218VS **\$129.99**  
 Bed extension increases the spindle turning capacity to 44"



1 HP high performance DC motor

FORWARD & REVERSE FUNCTION

We reserve the right to limit quantities. We reserve the right to correct any typographical and pictorial errors without notice. Articles may vary from illustration shown. Some retailers may not stock all products due to space restrictions and product availability.